

**Description**

**LED Tri Proof Linear 50W IP65**

**Technical Specifications**

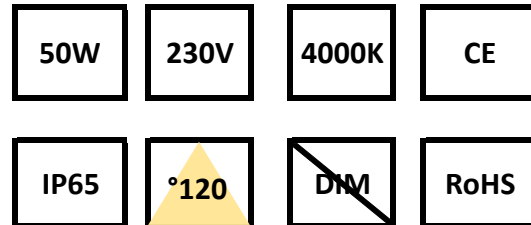
|   |                    |
|---|--------------------|
| LED Power (W)   | 50                 |
| Mounting  | Quick fix brackets |
| Lumen output (Lm)                                     | 6000               |
| Lumen/Watt  | 120                |
| CCT(K°)   | 4000K°             |
| Beam Angle(°)   | 120                |
| Power factor  | 0,8                |
| CRI   | >80                |
| IP  | 65                 |
| AC Inpute(Vac)  | 220-240 (50Hz)     |
| IK  | 8                  |
| LED chip  | SMD2835            |
| UV resistance   | Yes                |
| Energy Classe   | A+                 |
| <b>* Quick connection without opening the housing</b> |                    |
| Driver incl.  | Osram              |
| Driver intern/extern                                  | intern             |
| Warranty (years)                                      | 3                  |
| Dimmable  | no                 |
| Dimensions lxbxh (mm)                                 | 1500 x 70 x 68     |
| Dimensions lxbxh (mm) with sensor                     | 1507 x 91 x 78     |
| Packing (pcs)   | 1                  |
| Number in box   | 9                  |
| Advice Consumer Price (Excl. VAT)                     | <b>€ 55,25</b>     |

dec/20

**Option:**

**With motion sensor**

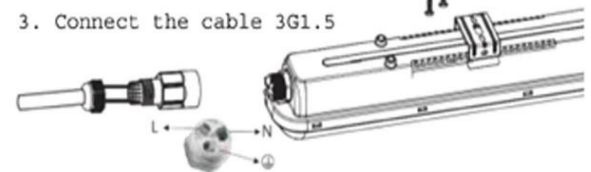
**€ 67,50**



1. switch off power
2. install 2 brackets



3. Connect the cable 3G1.5

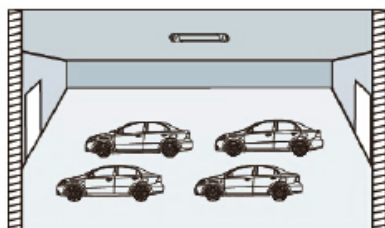


**Bestel nr: 8502-050-4000**

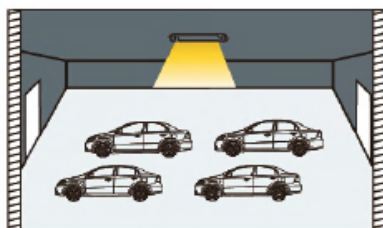
*Durable – Delightfull – LED*

## Sensor Function


### On/OFF Function



- 1 With sufficient ambient light, the light will not be switched on even if with motion signal.



- 2 With insufficient ambient light, the sensor switches on the light when motion is detected.



- 3 After elapse of hold time, the sensor switches off the light when no motion is detected.

## Sensor DIP Switch Setting

### Detection Area (Sensitivity)

|      | 1  | 2  |
|------|----|----|
| 100% | ON | ON |
| 75%  | -  | ON |
| 50%  | ON | -  |
| 25%  | -  | -  |

### Hold Time

|     | 3  | 4  | 5  |       |
|-----|----|----|----|-------|
| I   | ON | ON | ON | 5S    |
| II  | -  | ON | ON | 30S   |
| III | ON | -  | ON | 90S   |
| IV  | -  | -  | ON | 5min  |
| V   | ON | ON | -  | 20min |
| VI  | -  | -  | -  | 30min |

### Daylight Threshold

|     | 6  | 7  | 8  |          |
|-----|----|----|----|----------|
| I   | ON | ON | ON | 2Lux     |
| II  | ON | ON | -  | 10Lux    |
| III | -  | ON | -  | 30Lux    |
| IV  | ON | -  | -  | 50Lux    |
| V   | -  | -  | -  | Disable* |

\*Disable means the daylight sensor does not work. The sensor will turn on light once motion is detected regardless of ambient light level.

## Durable – Delightfull – LED

Alltronic bv  
Ringlaan 72  
3630 Maasmechelen

**T** +32 (0)89 51 43 55  
**E** ledsmeet@alltronic.be  
**W** www.alltronic.be

**BTW/TVA** BE0444.840.218  
**BNP Paribas fortis** BE17 0011 8812 6021  
**BIC** GEBABEBB