

**Description**

**LED Tri Proof Linear 36W IP65**

36W	230V	4000K	CE
IP65	°120	<del>DM</del>	RoHS

**Technical Specifications**

LED Power (W)	36
Mounting	Quick fix brackets
Lumen output (Lm)	4320
Lumen/Watt	120
CCT (K)	3000K°/4000K°/6000K°
Beam Angle (°)	120
Power factor	0,8
CRI	>80
IP	65
AC Inpute (Vac)	220-240 (50Hz)
IK	8
LED chip	SMD2835
UV resistance	Ja
Energy Classe	A+
<b>* Quick connection without opening the housing</b>	
Driver incl.	Osram
Driver intern/extern	intern
Warranty (Years)	3
Dimmable	no
Dimensions lxbxh (mm)	1200 x 70 x 68
Dimensions lxbxh (mm) with sensor	1207 x 91 x 78
Packing (pcs)	1
Number in box	9
Advice Consumer Price (Excl. VAT)	<b>€ 47,30</b>

12/2020

Option:

**With motion sensor € 60,75**

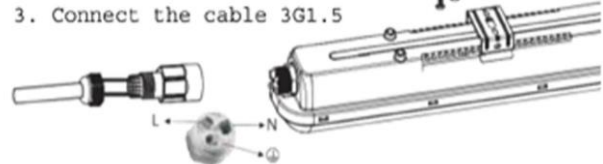
(instellingen zie blz 2)



1. switch off power      2. install 2 brackets



3. Connect the cable 3G1.5

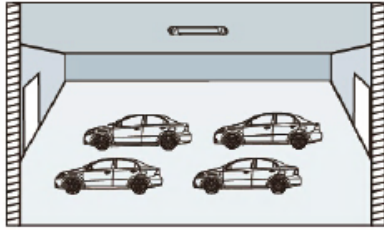


**Bestel nr: 8502-036-4000**

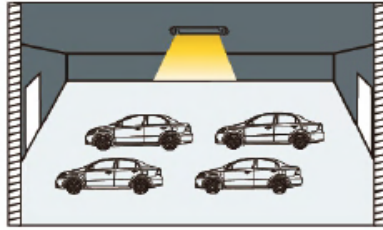
*Durable – Delightfull – LED*

## Sensor Function

### On/OFF Function



1 With sufficient ambient light, the light will not be switched on even if with motion signal.



2 With insufficient ambient light, the sensor switches on the light when motion is detected.



3 After elapse of hold time, the sensor switches off the light when no motion is detected.

## Sensor DIP Switch Setting

### Detection Area (Sensitivity)

	1	2
100%	ON	ON
75%	-	ON
50%	ON	-
25%	-	-

### Hold Time

	3	4	5	
I	ON	ON	ON	5S
II	-	ON	ON	30S
III	ON	-	ON	90S
IV	-	-	ON	5min
V	ON	ON	-	20min
VI	-	-	-	30min

### Daylight Threshold

	6	7	8	
I	ON	ON	ON	2Lux
II	ON	ON	-	10Lux
III	-	ON	-	30Lux
IV	ON	-	-	50Lux
V	-	-	-	Disable*

\*Disable means the daylight sensor does not work. The sensor will turn on light once motion is detected regardless of ambient light level.

## Durable – Delightful – LED

Alltronic bv  
Ringlaan 72  
3630 Maasmechelen

**T** +32 (0)89 51 43 55  
**E** ledsmeet@alltronic.be  
**W** www.alltronic.be

**BTW/TVA** BE0444.840.218  
**BNP Paribas fortis** BE17 0011 8812 6021  
**BIC** GEBABEBB